



***Stepside Spare Tire
Mount Details
1958 Chevrolet 3100***

It might not be perfect, but it gets the job done...

March 2008

Bill "TxLaTx" Frey

Terms Used



Stud (qty 3)

Upper Reinforcement (qty 1)

Mounting Plate (qty 1)

Right Outside Angle (qty 1)

Center Reinforcement (qty 1)

Lower Reinforcements (qty 2)

Left Outside Angle (qty 1)


Right Inside Angle (qty 1)

Inside of fender well- not shown!

Upper Reinforcement




- 1/2" diameter round stock
- 60° bend at mounting plate
- 13" from bolt-to-bolt
- 10-1/2" from bolt to mounting plate
- Rises 3" (about 7°) from bed rail surface
- Bolted connections on top surface of bed rail, welded at mounting plate



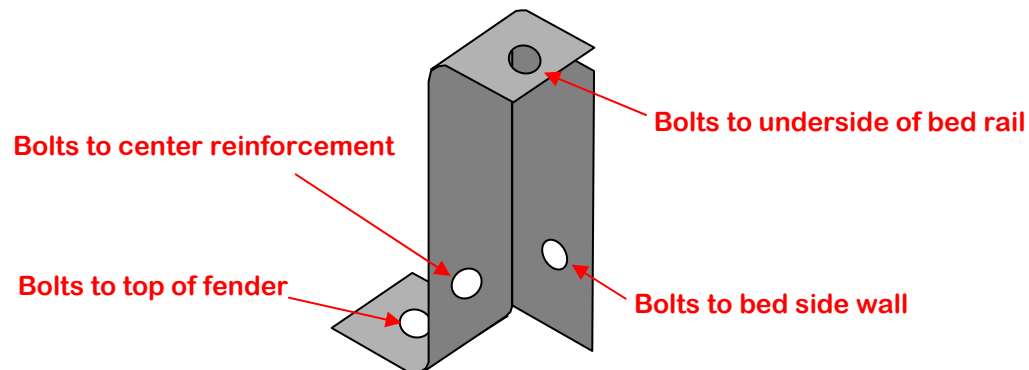
Mounting Plate

- 1/16" thick plate stock
- 60° angles with clipped top corner
- 11/16" stiffener flange on back side
- 8" base width
- 6-3/4" from corners to clip
- Welded to reinforcements



Right Outside Angle

- 1-1/4" x 3/32" angle stock
- Fits in space between underside of bed rail and topside of fender
- Height is approximately 3", but may vary depending on truck
- Bolts to fender, upper reinforcement, and bed rail




Cartoon is not to scale






Center Reinforcement


- 1/2" diameter round stock, ~23" long
- 110° bends at mounting plate
- 5" long behind mounting plate, 9" length from mounting plate to angles
- 12" bolt distance
- Normal to bed wall and mounting plate
- Bolted connection at left outside angle and right outside angle, welded at two points on mounting plate



Lower Reinforcement

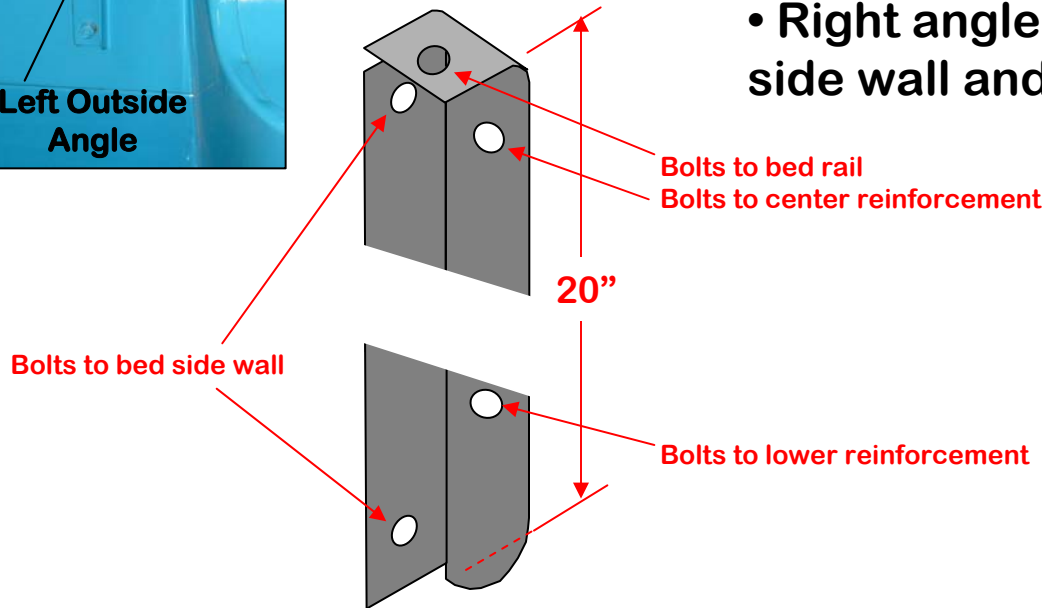



- 1/2" diameter round stock, 11-1/2" long
- Forms 45° angle with center reinforcement
- Right lower reinforcement bolts to right inside angle, and is welded to mounting plate at center reinforcement weldment.
- Left lower reinforcement bolts to left outside angle, and is welded to mounting plate at center reinforcement weldment.





Left Outside & Right Inside Angles

- 1-1/4" x 3/32" angle stock
- Left outside angle length is 20", right inside angle length is 17"
- Left angle bolts to underside of bed rail, two places on bed side wall, and at center and lower reinforcements
- Right angle bolts in two places on bed side wall and the lower reinforcement



Cartoon of Left Angle is not to scale






9-1/2"

3/4"

Left and right angles
bolt attachment points

Fender bolt attachment
points



13"

